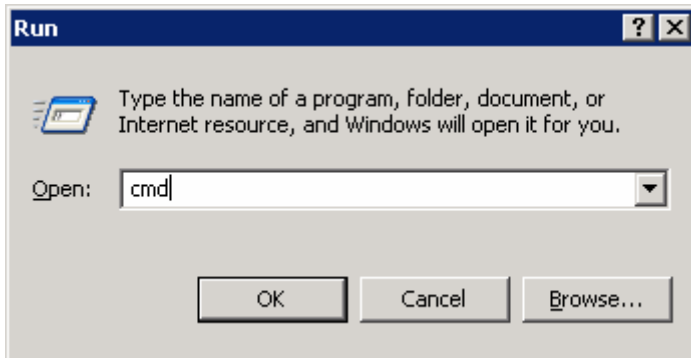


Registering ASP.NET with IIS

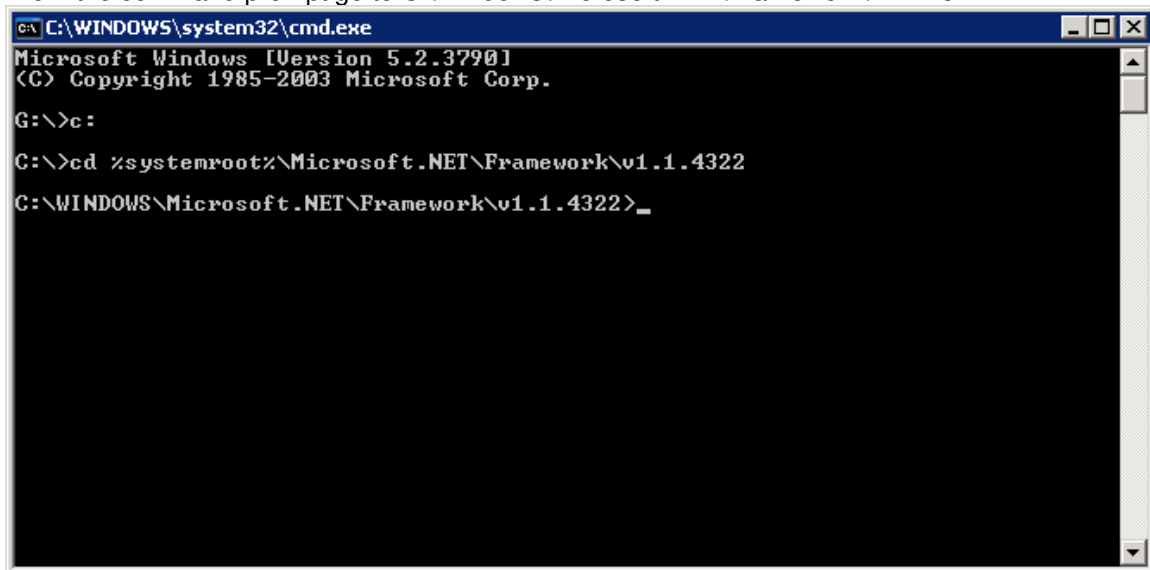
For Ripplestone to run correctly with IIS and the Microsoft .NET Framework the framework needs to be registered with IIS. Follow the below steps to register the correct version of the framework with IIS.

To register the framework with IIS you need to run the aspnet_regiis command.

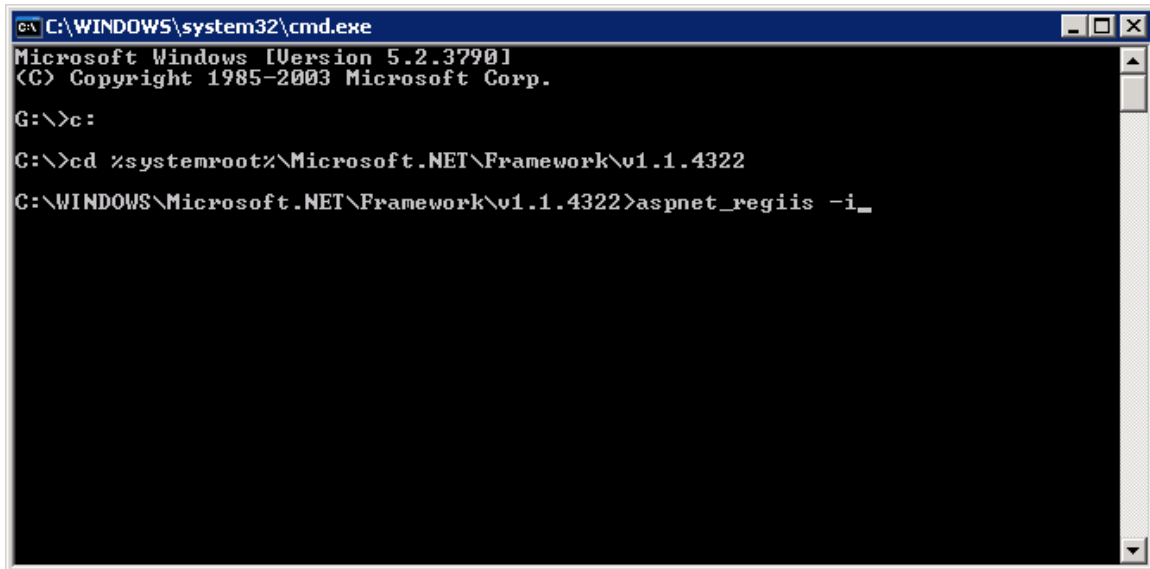
Click on Start/Run



From the command prompt go to C:\Windows\Microsoft.NET\Framework\v1.1.4322



Run the following command `aspnet_regiis -i`



```
C:\WINDOWS\system32\cmd.exe
Microsoft Windows [Version 5.2.3790]
(C) Copyright 1985-2003 Microsoft Corp.

G:\>c:
C:\>cd %systemroot%\Microsoft.NET\Framework\v1.1.4322
C:\WINDOWS\Microsoft.NET\Framework\v1.1.4322>aspnet_regiis -i_
```