

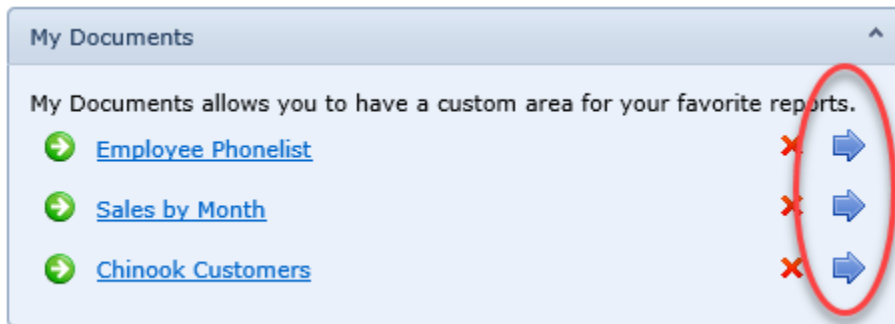
# RIPPLESTONE 3.21 – RELEASE NOTES

## CONTENTS

Home Page .....	2
Added an Icon to take you to the Document for Favorites and Search (3.21.11.1) .....	2
Fixed Issue when moving around the Home Page and Favorites not Displaying (3.21.11.1).....	2
Fixed Issue when Deleting a Favorite (3.21.12.1).....	2
Reports & Documents .....	3
Added an option to the Database Connection (3.21.6.2) .....	3
Delete Issue Fixed (3.21.7.1).....	3
Scheduler.....	4
Added Two New Email Options (3.21.6.1) .....	4
Added a Static Email Address Field to the External Parameters Feature (3.21.6.1).....	5
Fixed a Bug when using the Parameter Token in the Email Subject Line (3.21.6.2) .....	5
Fixed an issue the Date Format for Monthly Jobs (3.21.10.1) .....	5
Updated Code to run Multiple Jobs Better (3.21.11.1) .....	6
Added the Column File Path to the Scheduler (3.21.11.1).....	6
Updated FTP Library to version 10.0 (3.21.12.1).....	6

### ADDED AN ICON TO TAKE YOU TO THE DOCUMENT FOR FAVORITES AND SEARCH (3.21.11.1)

Added a new option to take to the location for the document. This saves time when you would like to get to the location for that document.



### FIXED ISSUE WHEN MOVING AROUND THE HOME PAGE AND FAVORITES NOT DISPLAYING (3.21.11.1)

When a user is clicking around the Home page and then going to the favorites, they at times would not display.


### FIXED ISSUE WHEN DELETING A FAVORITE (3.21.12.1)

When a user would try and delete a favorite, it would not always remove it.

## ADDED AN OPTION TO THE DATABASE CONNECTION (3.21.6.2)


Added a new option to use the User ID stored with the report to select the correct Database Connection. When this option is selected the system will use the Server and the User ID to select the Database Connection record. This can be helpful when there is more than one User ID that the server can use. Usually this is used by Oracle databases.


Descriptions	Published Folder	Send To	Web Viewer Options	Dynamic Pick Lists	Database Connection	RS Express	Usage
--------------	------------------	---------	--------------------	--------------------	---------------------	------------	-------

 **Database Connection Helper**

This report is using an unknown connection. This data source has a name of XE. You will need to create a Database Connection within Ripplestone with the server name listed here.

☒ Use the Login (Chinook) for the Database Connection

 Alternate Database Login:

 Alternate Database Password:

## DELETE ISSUE FIXED (3.21.7.1)

Fixed an issue when deleting a report or document. The report ID was not correctly deleting the child tables.

## ADDED TWO NEW EMAIL OPTIONS (3.21.6.1)

The first option makes it simpler to select a Role to use for the list of email addresses. This option used to use the Run As Role that is selected on the Folder & Parameters tab, but these might not be the same roles. Now these can be two different roles and the role selected on the email tab will be used to get a list of users and their email address.

The second option allows the user to get a list of email addresses from an external source. You first create a Pick List Database Connection to the external data source and then add a SQL statement to select the desired email addresses. The scheduled job will use this to get a list of email address when the report is run and send a copy of the report to each user.

These two email options are in a collapsible panel and if neither of these options are being used the panel will start out collapsed to reduce the screen space used.

**Schedule Name: External Email Test**  
**Location: Alabama**

Document	Folder & Parameters	Output File Name	External Parameters	Schedule	Email	Alert Report	Unmanaged Output
<div> <input checked="" type="radio"/> Email Report           <input checked="" type="radio"/> Yes <input type="radio"/> No         </div> <div> <div>From</div> <div>Jeff@ripplestone.com</div> </div> <div> <div>To</div> <div>jeff@ripplestone.com</div> </div> <div> <div> <div>Email Send-To Options</div> <div> <input type="checkbox"/> Use the selected Role for the Email address  <div></div> </div> <hr/> <div> <b>External Email List</b>            Use this to select a list of email addresses from an external source and use them for sending the job output.         </div> <div> <input checked="" type="checkbox"/> Enable External Email         </div> <div> <div>Database Connection</div> <div>CountryParams</div> </div> <div> <div>SQL Statement</div> <div>SELECT Email FROM CountryParams</div> </div> <div> <div>Test</div> <div></div> </div> </div> </div> <div> <div>Subject</div> <div>External Email Test for [Parameter1]</div> </div>							

## ADDED A STATIC EMAIL ADDRESS FIELD TO THE EXTERNAL PARAMETERS FEATURE (3.21.6.1)

A new field to the External Parameters that will allow a list of static email address that will get each of the emails sent out. This can be used to have an administrator or manager get all the emails that are sent.

The screenshot shows the 'External Parameters' tab in a software interface. At the top, there are several tabs: Document, Folder & Parameters, Output File Name, External Parameters (selected), Schedule, Email, Alert Report, and Unmanaged Output. Below the tabs, a text box explains: 'External Parameters from another source can be used to provide the report with a list of parameter values. Each row of parameters will be used to run the report and optionally to email the report to an email address.' Below this, there is an 'Enabled' checkbox which is unchecked. A radio button labeled 'Setup External Source' is selected. Under 'Database Connection', a dropdown menu shows 'CountryParams'. Below that is a large text area for 'SQL'. A 'Test' link is followed by a dropdown menu showing 'Use Link at Left to Test'. Under 'Parameter Mapping', there are three input fields for 'Parameter 1', 'Parameter 2', and 'Parameter 3'. Below these is a radio button for 'Email Mapping (optional)'. Under 'Email Address', there is an input field. Below that, a yellow highlighted section contains a radio button for 'Static Email Address (optional)' and an input field for 'Static Email Address'.

## FIXED A BUG WHEN USING THE PARAMETER TOKEN IN THE EMAIL SUBJECT LINE (3.21.6.2)

There was a bug when trying to use the Parameter Token if the same token was not in the Output File Name. This has been fixed to not need the token in the Output File Name.

The screenshot shows a configuration window for email. At the top, there is a text box with the SQL query 'SELECT Email FROM CountryParams'. Below it is a 'Test' button and a dropdown menu. Below the 'Test' button, there are two radio buttons: 'Subject' (selected) and 'Message'. The 'Subject' radio button is followed by an input field containing the text 'External Email for [Parameter1]'. Below the 'Message' radio button, there is a preview of an email client interface showing a 'Home' tab and a 'Message' pane. The 'Message' pane shows a 'Paste from Word' button and a rich text editor with a toolbar containing options for font (Arial), font size, bold, italic, underline, strikethrough, and subscript/superscript.

## FIXED AN ISSUE THE DATE FORMAT FOR MONTHLY JOBS (3.21.10.1)

The date format for monthly jobs was using the format of mm/dd/yyyy. This was changed to the format yyyy-mm-dd.

## UPDATED CODE TO RUN MULTIPLE JOBS BETTER (3.21.11.1)

Updated the code that controls when jobs are running to minimize jobs getting skipped.

## ADDED THE COLUMN FILE PATH TO THE SCHEDULER (3.21.11.1)

Users can now add a column called File Path to the Scheduler grid. You add the column to the grid by right clicking the column header area and selecting Column Chooser. From the list of available columns, drag the column onto the grid. This will be displayed while you have the browser open. When you close the browser and log in again the grid will go back to the default settings.

The ability to save the layout will be added in a future release.

Enter text to search... Search Clear										
Drag a column header here to group by that column										
ID	Description	Folder	File Path	Active	Interval	Next Run Date	Run	Edit	Copy	Delete
71	Customer Accounts	Alabama	Alabama\Account Statement.rpt	<input checked="" type="checkbox"/>	Daily	5/20/2021 3:34:00 PM				
72	ZZ	Alabama	Alabama\Account Statement.rpt	<input checked="" type="checkbox"/>	Inactive					
68	AA Test	Alabama	Alabama\DynamicPickListEmployeePhoneList.rpt	<input checked="" type="checkbox"/>	Quarterly	12/31/2020 3:00:00 PM				
20	Employee Phone List	Alabama	Alabama\DynamicPickListEmployeePhoneList.rpt	<input checked="" type="checkbox"/>	Hourly	11/19/2020 12:00:00 AM				
19	Phone List - Idaho	Alabama	Alabama\DynamicPickListEmployeePhoneList.rpt	<input checked="" type="checkbox"/>	Daily					
64	Weekly Test 3	Alabama	Alabama\DynamicPickListEmployeePhoneList.rpt	<input checked="" type="checkbox"/>	Weekly	11/20/2020 3:00:00 PM				
63	AA Weekly Test	Alabama	Alabama\Inventory.rpt	<input checked="" type="checkbox"/>	Weekly	6/14/2021 8:00:00 AM				

## UPDATED FTP LIBRARY TO VERSION 10.0 (3.21.12.1)

The FTP library has been updated to the latest version 10.0