

RIPPLESTONE 3.4 - SUMMARY

OVERVIEW

With version 3.4, Ripplestone has added many new features and fixed a few bugs. Below are the details of what is new in the version. This includes version 3.4.1, 3.4.2, 3.4.3 and 3.4.4

We will continually strive to look for ways to make Ripplestone the easiest tool for managing Crystal Reports and Microsoft Office Documents.

HOME PAGE

NEW BLUE BLOCKS WIDE SKIN (3.4.1.0)

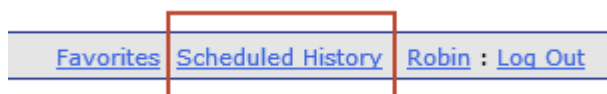
This new release includes a new skin that is wider and also left justified. This skin works well for wider reports and larger monitors.

MORE DETAILED MESSAGES WHEN RUNNING A REPORT (3.4.2.2)

If the Crystal Report fails when running; a more detailed message will be displayed. This can help in trouble shooting the problem.

CHANGE THE MENU FOR SCHEDULED HISTORY (3.4.2.3)

When the user is logged in as a Super user, Administrator or a Scheduler then the menu option changes to “Scheduled Documents”. If the user is a normal user or Publisher they see the menu as Scheduled History.



IMPROVED THE FUNCTIONALITY OF USING RS EXPRESS WITH PDF OUTPUT (3.4.5.1)

When using RS Express and the report viewer is set to PDF, the feature will transition better from the CRViewer.aspx page to the CRViewerPDF.aspx page.

FIXED A PROBLEM WITH REPORTS WITH PARAMETERS IN THE SUB-REPORT (3.4.5.2)

When running a report that uses a sub-report with a parameter you would get an error that it had an “Invalid Pointer”. This has been fixed.

ADDED NEW SEND TO TAB (3.4.5.3)

This new tab on the Edit Document page allows for two new features. The first option is to create a file for the report each time the report is run. The second option to send the report as an attached file within an email message.

Descriptions	Published Folder	Send To	Web Viewer Options	Dynamic Pick Lists	Database Connection	RS Express	Usage
<input checked="" type="radio"/> Export to a file		<input checked="" type="checkbox"/> Enable Export to File PDF C:\Temp\Orders.pdf					
<input checked="" type="radio"/> Send to Email		<input type="checkbox"/> Enable Send to Email PDF					
<input checked="" type="radio"/> From		Jeff@ripplestone.com					
<input checked="" type="radio"/> To		jeff@ripplestone.com;brenda@ripplestone.com					
<input checked="" type="radio"/> Subject		Today Sales					
<input checked="" type="radio"/> Message		Sales for today					

ADD A TOOLTIP ON THE FAVORITES AND SEARCH LIST TO DISPLAY FILE LOCATION (3.4.5.3)

On the Favorites and the Search Lists you could not determine the location for the file. A tooltip was added with the folder information when you hover over the file or report.

IMPROVED THE PERFORMANCE OF RUNNING MULTIPLE REPORTS (3.4.5.3)

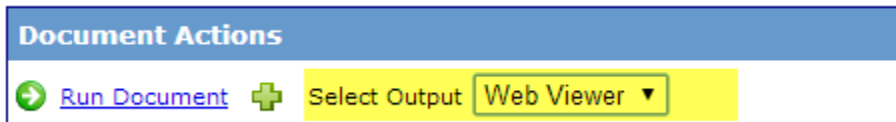
When running multiple reports during a single session, the Close Report button does a better job of discarding the resources used to run the report. This allows for better performance and allows the server to run more reports.

ADD A DROP DOWN LIST OF OUTPUT TYPES (3.4.5.4)

On the home page a new drop down list has been added to allow the user to display the report in other formats.

Options include:

- Crystal Reports Web Viewer
- PDF
- CSV
- Excel
- RTF



SCHEDULER CHANGES

ADDED NEW OPTION TO USE ROLES FOR THE EMAIL ADDRESSES (3.4.1.0)

A new option has been added to the Email tab that will allow the scheduled job to get the email address from the users that belong to the role used to run the scheduled job. This saves the administrator the task of maintaining the list of email addresses within the scheduled job. You can still enter email addresses in the To field and they will also be emailed the report.

Schedule Name: BBD Todays Sales Location: Bird Brain Designs/Sales

Document	Folder & Parameters	Schedule	Email	Alert Report	Unmanaged Output
<input checked="" type="radio"/> Email Report		<input checked="" type="radio"/> Yes <input type="radio"/> No			
<input checked="" type="radio"/> From		<input type="text" value="jeff@ripplestone.com"/>			
<input checked="" type="radio"/> To		<input type="text" value="jeff@techsolconsulting.com"/>			
		<input type="checkbox"/> Use the Roles for the Email			
<input checked="" type="radio"/> Subject		<input type="text" value="BBD Sales for Today"/>			
<input checked="" type="radio"/> Message		<input type="text" value="Sales report for BBD for orders today"/>			

ADDED NEW ACTIVE FLAG (3.4.1.0)

On the Edit Schedule page, a new active flag has been added to make it easy to turn on or off a scheduled job while keeping all the data. This replaces the old method of setting the interval to Inactive.

Document	Folder & Parameters	Schedule	Email	Alert Report	Unmanaged Output
<input checked="" type="radio"/> Job ID		<input type="text" value="38"/>			
<input checked="" type="radio"/> Job Description		<input type="text" value="AA Test"/>			
<input checked="" type="radio"/> Output Format		<input type="text" value="PDF"/>			
<input checked="" type="radio"/> Disable Live Data		<input type="radio"/> Yes <input checked="" type="radio"/> No			
<input checked="" type="radio"/> Active		<input checked="" type="checkbox"/>			
Created by on 8/29/2013 1:04 PM					
Last modified by Jeffrey Lyon on 11/15/2013 5:22 PM					

ADDED NEW HOURLY OPTION FOR START AND END TIMES (3.4.1.0)

Added a new option to the scheduler to allow hourly jobs to have a start and end time. This is useful for hourly jobs that you only want to run during business hours.

Schedule Name: BBD Todays Sales
Location: Bird Brain Designs/Sales

Document	Folder & Parameters	Schedule	Email	Alert Report	Unmanaged Output
<input checked="" type="radio"/>	Schedule Interval	Hourly	<input checked="" type="checkbox"/>	Select the hours to run (optional)	
			Start Time:	7 AM	End Time: 6 PM
<input checked="" type="radio"/>	Begin on Date	2/10/2012			
<input checked="" type="radio"/>	Start Time	5 12 PM			
<input checked="" type="radio"/>	End on Date				
Scheduled History					
<input checked="" type="radio"/>	Schedule History Duration				
<input checked="" type="radio"/>	Schedule History Type				
Clean Scheduled History					

Save Cancel

ADDED NEW FTP TRANSFER TYPE (3.4.2.1)

A new option has been added to the FTP section of the scheduler to allow the scheduler to select between Binary and Ascii for the transfer method.

The screenshot shows a configuration window with tabs: Document, Folder & Parameters, Schedule, Email, Alert Report, and Unmanaged Output. The Unmanaged Output tab is active. The 'FTP Transfer Type' dropdown menu is open, showing 'Binary' and 'Ascii' options. A red box highlights the dropdown menu.

<input checked="" type="checkbox"/> Unmanaged Output	<input type="radio"/> Yes <input checked="" type="radio"/> No
<input checked="" type="checkbox"/> Output File Name (complete path)	<input type="text"/>
<input checked="" type="checkbox"/> FTP Hostname (complete path)	<input type="text"/>
<input checked="" type="checkbox"/> FTP Port	21
<input checked="" type="checkbox"/> FTP Transfer Type	Binary Ascii
<input checked="" type="checkbox"/> FTP Username	<input type="text"/>
<input checked="" type="checkbox"/> FTP Password	<input type="text"/>
<input checked="" type="checkbox"/> FTP Remote Folder	<input type="text"/>
<input checked="" type="checkbox"/> FTP File Name	<input checked="" type="checkbox"/> Check this box to use a generated file name using the document name and the date. If the box is unchecked, then enter a filename below. <input type="text"/>
<input checked="" type="checkbox"/> Printer Name	<input type="text"/> <input type="text"/>

NEW OPTION TO USE ADOBE READER FOR PRINTING (3.4.2.3)

This new option will allow the Administrator to use Adobe Reader for printing directly to a printer. This allows for a second option when the Crystal Report Engine will not print.

System Setup and Configuration

The screenshot shows the 'System Setup and Configuration' window with tabs: Configuration, Appearance, Publishing Options, Scheduling Options, Trouble Shooting, and License Key. The 'Print Options' section is visible, showing the 'Adobe Reader' radio button selected and the 'Adobe Reader Location' text box containing 'C:\Program Files (x86)\Adobe\Reader 11.0\Reader\Ac'

<input checked="" type="checkbox"/> Schedule History Duration	30
<input checked="" type="checkbox"/> Schedule History Type	Days
<input checked="" type="checkbox"/> Print Options	<input type="radio"/> Crystal Reports Engine <input checked="" type="radio"/> Adobe Reader Adobe Reader Location: C:\Program Files (x86)\Adobe\Reader 11.0\Reader\Ac'

Save Cancel

ADDED THE SCHEDULE NAME AND LOCATION TO THE TOP OF THE PAGE (3.4.2.3)

Added the Schedule Name and the Folder Location to the top of the page. This will help when clicking on the tabs to know which report you are working on.

Schedule Name: June 2013 Sales
Location: Bird Brain Designs/Sales

Document	Folder & Parameters	Schedule	Email	Alert Report	Unmanaged Output
<input checked="" type="radio"/> Schedule Interval	Yearly <input type="text"/>				
<input checked="" type="radio"/> Begin on Date	6/13/2013 <input type="text"/>				
<input checked="" type="radio"/> Start Time	8 <input type="text"/> 30 <input type="text"/> AM <input type="text"/>				
<input checked="" type="radio"/> End on Date	<input type="text"/>				
Scheduled History					
<input checked="" type="radio"/> Schedule History Duration	<input type="text"/>				
<input checked="" type="radio"/> Schedule History Type	<input type="text"/>				
<input type="button" value="Clean Scheduled History"/>					

<input type="button" value="Save"/>	<input type="button" value="Cancel"/>
-------------------------------------	---------------------------------------

THE RIPPLESTONE SCHEDULER SERVICE HAS BEEN RE-WRITTEN (3.4.3.0)

The scheduler service has been re-written to improve the performance and scalability.

ADDED NEW YEARLY OPTION (3.4.3.0)

Added a new schedule interval of Yearly. This will run a job once per year using the Begin date for the month and day and the start time for the time of day to run.

Schedule Name: June Sales Location: Bird Brain Designs/Sales

Document	Folder & Parameters	Schedule	Email	Alert Report	Unmanaged Output
<input checked="" type="radio"/> Schedule Interval	Yearly				
<input checked="" type="radio"/> Begin on Date	7/1/2013				
<input checked="" type="radio"/> Start Time	8 00 AM				
<input checked="" type="radio"/> End on Date					
Scheduled History					
<input checked="" type="radio"/> Schedule History Duration					
<input checked="" type="radio"/> Schedule History Type					
<input type="button" value="Clean Scheduled History"/>					
<input type="button" value="Save"/> <input type="button" value="Cancel"/>					

ADDED NEW COPY FEATURE (3.4.4.1)

Added a new feature to the scheduler page to copy an existing job.

Job Description	Folder	Report	Active	Interval	Next Run					
AA BBD Products by Admin	Products	ProductsByDepartments.rpt	<input checked="" type="checkbox"/>	Monthly	11/30/2013 4:33:00 PM					
AA Test 2	Alabama	Account Statement.rpt	<input checked="" type="checkbox"/>	Quarterly	12/25/2013 1:15:00 PM					
BB Test 3	Sales	NOP_TodaysOrders.rpt	<input checked="" type="checkbox"/>	Weekly	11/26/2013 3:51:00 PM					

ADDED NEW FIELDS TO DISPLAY THE CREATED AND MODIFIED INFORMATION (3.4.4.1)

The Edit Schedule page now displays who created the schedule and when and who last modified the record and when.

Document | Folder & Parameters | Schedule | Email | Alert Report | Unmanaged Output

Job ID 48

Job Description BBD Products by Admin

Output Format PDF

Disable Live Data Yes No

Active

Created by Sales Manager on 10/29/2013 4:34 PM
Last modified by Jeffrey Lyon on 11/12/2013 3:40 PM

DISPLAY THE ERROR MESSAGE FOR FAILED JOBS (3.4.4.1)

If a scheduled job fails, the Schedule History will display a link so the administrator can see what caused the failure.

Scheduled Report History

Folder: Sales
Report: BBD Todays Sales

Rows per Page: 20

Job Status	Emailed To	Execution Date	Time to Execute	
<input type="checkbox"/> Success	jeff@techsolconsulting.com	6/13/2013 4:40:02 PM	00:00:03.4632000	View Report
<input type="checkbox"/> Success	jeff@techsolconsulting.com	6/13/2013 3:40:00 PM	00:00:02.3088000	View Report
<input type="checkbox"/> Success	jeff@techsolconsulting.com	6/13/2013 2:40:59 PM	00:00:02.8860000	View Report
<input type="checkbox"/> Success	jeff@techsolconsulting.com	6/13/2013 2:30:59 PM	00:00:03.8064000	View Report
<input type="checkbox"/> Success	jeff@techsolconsulting.com	6/13/2013 2:12:56 PM	00:00:06.9576000	View Report
<input type="checkbox"/> Success	jeff@techsolconsulting.com	6/13/2013 1:12:55 PM	00:00:06.6612000	View Report
<input checked="" type="checkbox"/> Failed	jeff@techsolconsulting.com	6/13/2013 12:12:54 PM	00:00:01.3260000	View Error
<input checked="" type="checkbox"/> Failed	jeff@techsolconsulting.com	6/13/2013 11:45:19 AM	00:00:01.3728000	View Error
<input checked="" type="checkbox"/> Failed	jeff@techsolconsulting.com	6/13/2013 10:08:30 AM	00:00:00.1716000	View Error
<input type="checkbox"/> Success	jeff@techsolconsulting.com	6/13/2013 10:07:06 AM	00:00:02.3712000	View Report
<input type="checkbox"/> Success	jeff@techsolconsulting.com	6/13/2013 9:28:53 AM	00:00:02.3712000	View Report
<input type="checkbox"/> Success	jeff@techsolconsulting.com	6/13/2013 8:28:52 AM	00:00:04.6800000	View Report
<input type="checkbox"/> Success	jeff@techsolconsulting.com	6/12/2013 4:03:25 PM	00:00:03.0888000	View Report
<input type="checkbox"/> Success	jeff@techsolconsulting.com	6/12/2013 3:48:30 PM	00:00:03.2604000	View Report
<input type="checkbox"/> Success	jeff@techsolconsulting.com	6/12/2013 12:00:00 AM	00:00:03.0576000	View Report

SCHEDULE DOCUMENTS PAGE HAS BEEN UPDATED (3.4.4.3)

Updated the Schedule Document page to return and highlight the last viewed scheduled job when going to the Edit Schedule page or the Schedule History page. This new feature also remembers the rows per page that was selected.




ADDED NEW VALIDATION THAT WILL LIMIT WHO CAN EDIT AND DELETE JOBS (3.4.4.3)

Added new validation so that only administrators and the super user can edit and delete all scheduled jobs. For users that have scheduler access then can only edit and delete their own jobs; they cannot edit or delete jobs created by another user.

This option can be turned on and off.

ADDED NEW FIELD TO DISPLAY THE NEXT RUN DATE AND TIME (3.4.4.3)

Added a new field to display the Next Run date and time.

Job Description	Folder	Report	Active	Interval	Next Run	
AA BBD Products by Admin	Products	ProductsByDepartments.rpt	<input checked="" type="checkbox"/>	Monthly	11/30/2013 4:33:00 PM	   
AA Test 2	Alabama	Account Statement.rpt	<input checked="" type="checkbox"/>	Quarterly	12/31/2013 1:15:00 PM	   
BB Test 3	Sales	NOP_TodaysOrders.rpt	<input checked="" type="checkbox"/>	Weekly	11/26/2013 3:51:00 PM	   
Employee Phone List	Alabama	DynamicPickListEmployeePhoneList.rpt	<input checked="" type="checkbox"/>	Monthly	11/30/2013 3:15:00 PM	   

ADDED A DATE TOKEN TO THE UNMANAGED OUTPUT (3.4.4.4)

Added a new Date Token feature to the Unmanaged Output file name. By using the token of [DATE] in the file name field the system will insert the current date when the document is created.

Unmanaged Output Yes No

Output File Name
(complete path)

You can use a date token in the output file name to allow the current date to be added when the file is created. To use the token add [DATE] to the file name. For example, \\servername\sharename\files\report_[DATE].pdf

C:\Temp\Accounts[DATE].pdf

CHANGED THE QUARTERLY INTERVAL (3.4.4.4)

Updated the Quarterly option to allow the user to select the last day or day of the week for the current quarter.

Document	Folder & Parameters	Schedule	Email	Alert Report	Unmanaged Output
<input checked="" type="radio"/> Schedule Interval	Quarterly	The Last Day			
<input checked="" type="radio"/> Begin on Date	8/1/2013				
<input checked="" type="radio"/> Start Time	1 15 PM				
<input checked="" type="radio"/> End on Date	9/30/2014				

UPDATED THE NEXT RUN DATE AND TIME (3.4.5.1)

Updated the Next Run Date field to be stored in the database. This improved performance and also allows for the Scheduled Documents page to be sorted by the Next Run Date column

ADDED NEW OPTION TO USE AN EXTERNAL SOURCE FOR PARAMETERS (3.4.5.3)

Added a new option that will use an external source for the parameter values. This will allow one scheduled report to have many different parameter values. The report will be run once for each set of values. For example, if the list of parameter has 10 values the report will be run 10 times with different values each time.

Schedule Name: Accounts External Params

Location: Sample Reports

Document	Folder & Parameters	External Parameters	Schedule	Email	Alert Report	Unmanaged Output
External Parameters from another source can be used to provide the report with a list of parameter values. Each row of parameters will be used to run the report and optionally to email the report to an email address.						
Enabled <input checked="" type="checkbox"/>						
Setup External Source						
Database Connection <input type="text" value="U16925082\SQLEXPRESS"/>						
SQL <input type="text" value="SELECT * FROM vwGetCountries"/>						
Test <input type="text" value="Argentina"/>						
Parameter Mapping						
Parameter 1 <input type="text" value="Country"/>						
Parameter 2 <input type="text"/>						
Parameter 3 <input type="text"/>						
Email Mapping (optional)						
Email Address <input type="text" value="Email"/>						
<input type="button" value="Save"/> <input type="button" value="Cancel"/>						

IMPROVED THE ONETIME SCHEDULE OPTION (3.4.5.3)

Updated the Onetime Schedule Interval to be able to run multiple times by changing the Start Date. In the example below the job will run on August 1st 2014 at 8:00 AM. After it has been run, the date can be changed and the report will run again at the set date.

Schedule Name: Yesterdays Sales Location: Bird Brain Designs/Sales

Document	Folder & Parameters	External Parameters	Schedule	Email	Alert Report	Unmanaged Output
<input checked="" type="radio"/> Schedule Interval	One Time					
<input checked="" type="radio"/> Begin on Date	8/1/2014					
<input checked="" type="radio"/> Start Time	8 00 AM					
<input checked="" type="radio"/> End on Date						
Scheduled History						
<input checked="" type="radio"/> Schedule History Duration						
<input checked="" type="radio"/> Schedule History Type						
<input type="button" value="Clean Scheduled History"/>						
<input type="button" value="Save"/> <input type="button" value="Cancel"/>						

ADDED NEW VALIDATIONS (3.4.1.0)

On the Edit Folders page, new validations have been added.

- Moving Folders – You cannot move the folder to the same folder
- The Folder Name will have any spaces removed before and after the name
- Folder Name with special characters are not allowed / ? < > \ : * | "
- Cannot add or move folders in the system Shared folder
- Cannot delete the system Shared folder

ADDED NEW FIELDS TO TRACK WHO CHANGED THE FOLDER AND WHEN (3.4.3.1)

Added two new fields to track who changed the record and when it was changed

Manage Document Folders

Folder ID 2

Folder Name Alabama

Folder Description Sample reports folder for Alabama. These can be deleted.

- Parent Folder
- Ripplestone Test
 - _RSShared
 - Alabama
 - BBD
 - Clients
 - Example Reports
 - HomeOffice

Last modified by Jeff on 6/26/2013 9:26 AM

Save Cancel

EDIT DOCUMENT PAGE

ADDED VALIDATION FOR SAVING TO THE HOME FOLDER (3.4.2.0)

New validations were added if you try to publish a report to the Home folder or move a report to the Home folder. A new validation message will appear if you try to save the document to the Home folder.

Document Name: Header Test

The document cannot be saved in the root folder

The screenshot shows the 'Published Folder' tab selected. Under 'Document Folder', the 'Home' folder is checked. Below it, a tree view shows folders: 'Bird Brain Designs', 'Jillions of Buttons', 'Test Reports' (highlighted in green), and 'The Mountain School'. The 'Current File' field contains the path 'D:\Sites\Reports.Ripplestone.net\ReportFolders\Test Reports\Test.rpt'. The 'Submit File' field is empty with a 'Browse...' button. At the bottom are 'Save' and 'Cancel' buttons.

The document cannot be saved in the root folder

REMOVE DUPLICATE ENTRIES FROM THE DYNAMIC PARAMETERS (3.4.3.0)

When using the Ripplestone Dynamic Parameter feature if the values for the parameter had any duplicates the list would stop loading at the first duplicate. This version will ignore any duplicates when loading the parameter pick list.

FIXED BUG WHEN EDITING A REPORT AND MOVING IT TO A NEW FOLDER (3.4.3.1)

When a user would click on a different folder in the Edit Document page the document would not get moved to the new location. This has been fixed and the document is now moved to the folder selected.

NEW UNIQUE KEY FOR RSEXRESS (3.4.3.2)

There is a new option for RS Express that allows the Administrator to turn on or off the RS Express feature.

There is also a new option that will require a unique key to be added to the query string. This will make the feature more secure and make it harder for a user to guess at document ID's

Both of these new options can be set on the System Setup and Configuration page on the first tab. These global options can be overridden for each report on the Edit Document page

- RS Express - Active**
- RS Express - Use Unique Key**

Global Options on the System Setup and Configuration Page

- RS Express**
- Active**
- Unique Key**
- Query String**

Individual Report options on the Edit Document Page

ADDED NEW FIELDS TO TRACK WHO CHANGED THE REPORT AND WHEN (3.4.3.2)

Added two new fields to track who changed the record and when it was changed

- Default Viewer** **Web Viewer** **PDF**
- Active**
- Last modified by Jeff on 6/26/2013 2:31 PM**

NEW USER OPTIONS (3.4.3.0)



Users can now override the global settings for the Use Minimal Home Page and Display Favorites.

With the Use Minimal Home Page, the user can use the global setting or turn on or off the feature. With the feature on the home page will display the least amount of data. This is helpful for very large sites or if there is a slow connection.

With the Display Favorites as Home Page, the user can use the global setting or turn on or off the feature. With the feature on the home page will display the favorites when they login and not the standard home page. This is for the user that has the reports that they use most often added to their favorite's area. They can still access the home page by clicking on the Home link

Below is the Edit User page with the new User Options tab displayed with the two new options.

Edit User: Bren

General	User Options	User ID Tokens	Roles	User Security	Usage
<p> Use Minimal Home Page: <input type="text" value="Use Global Setting"/></p> <p> Display Favorites as Home Page: <input type="text" value="Use Global Setting"/></p>					
<p><input type="button" value="Save"/> <input type="button" value="Cancel"/></p>					

HIDE THE PASSWORD FIELDS WHEN USING INTEGRATED SECURITY (3.4.5.3)

When the user has the Windows Integrated Security feature turned on the password fields are not displayed.

Edit User: Jeff

General	User Options	User ID Tokens	Roles	User Security	Usage
<p> User Name: <input type="text" value="Jeff"/></p> <p> First Name: <input type="text" value="Jeffrey"/></p> <p> Last Name: <input type="text" value="Lyon"/></p> <p> Email: <input type="text" value="jeff@ripplestone.com"/></p> <p> Windows Integrated Security: <input checked="" type="checkbox"/></p> <p> Active: <input checked="" type="checkbox"/></p>					
<p><input type="button" value="Save"/> <input type="button" value="Cancel"/></p>					

DATABASE CONNECTIONS

CHANGED THE LIST TO SORT BY CONNECTION TYPE AND SERVER NAME (3.4.5.1)

The list of Database Connection is now sorted by Connection Type and then Server Name.

[Add new Connection](#)

Connection Type	Server Name	Database Name		
ConnectionString	TMS_Prod		Edit	Delete
CrystalReport			Edit	Delete
CrystalReport	BBD_Prod		Edit	Delete
CrystalReport	BBD_Production		Edit	Delete
CrystalReport	EMDB		Edit	Delete
CrystalReport	TicketWorks		Edit	Delete
CrystalReport	TMS_Prod		Edit	Delete
CrystalReport	TS_Store_BBD		Edit	Delete
PickList	BBD_Prod		Edit	Delete
PickList	External Param List	C:\Temp\ExternalParams.mdb	Edit	Delete
PickList	GetListOfStates	C:\Sites\Ripplestone\ReportFolders\Alabama\employees2000.mdb	Edit	Delete
PickList	TMS Applications	D:\Data\TMS\Applications2009.mdb	Edit	Delete
PickList	TMS_Prod		Edit	Delete
PickList	U16925082\SQLEXPRESS	ExternalParams	Edit	Delete

OK

ADDED DATABASE NAME TO THE DATABASE CONNECTION (3.4.5.4)

When creating a Database Connection record for a Crystal Report you could only specify the Server Name, User ID and Password. This could cause a problem if you were using SQL Server with a OLE DB connection and you had reports that reported off of more than one database. To solve this limitation a Database Name field was added. This optional field allows the Administrator to specify the database name that the report should use.

Edit Database Connections

Connection Type

Server Name/DSN

Database Name

User Id

Password

Use New Server and Database

SYSTEM SETUP AND CONFIGURATION

ADDED NEW OPTION FOR THE HOME PAGE (3.4.3.0)

Added two new options for the home page. Both of these new options can be changed by each user.

Minimal Home Page - This option only displays the essentials needed for the home page. Extra information is not displayed. This is helpful when the connection is not fast or the users do not need the extra information.

Display Favorites As Home Page – This option allows the favorites to be displayed as the default home page. This option is for the users that want to quickly see all their favorite reports first.

- Use Minimal Home Page
- Display Favorites as Home Page

ADDED NEW EMAIL OPTIONS TAB (3.4.5.2)

Created a new Email Options tab and moved existing email options to the new tab. Also added a new Test Email Settings feature that allows an admin to test the SMTP settings.

System Setup and Configuration

Configuration | Appearance | Publishing Options | Scheduling Options | **Email Options** | Trouble Shooting | License Key

Error Email Address

Email messages one at a time

Test Email Settings

BUG FIXES

FIXED A ISSUE WITH A REPORT PARAMETER IN THE SCHEDULER (3.4.1.0)

There was an issue when the scheduler attempted to run a report that had a null value for the parameter.

FIXED A ISSUE WITH THE PUBLISH A DOCUMENT LINK (3.4.1.0)

There was a problem with the link when the user was logged in as a Publish role and they tried to link on the Publish a New Document link.

FIXED A PROBLEM WHEN UPDATING THE NAME OF THE HOME NODE (3.4.1.0)

There was a problem when an Administrator would try to change the name of the Home node on the home page.

FIXED DUPLICATE DATABASE CONNECTION PROBLEM (3.4.2.0)

If the system had a pick list database connection and a connection string pick list connection string with the same name the system would get an error on the edit dynamic parameter page. The page will now display both items with a the identifier "(connection string)" behind the name.

FIXED A DATE FORMAT PROBLEM IN SQL SERVER (3.4.2.1)

When saving dates into the Ripplestone SQL Server database the program was not adding leading zeros. For example, the date January 4th 2013 at 9:30 AM was formatted as 201314 9:30 and it now is formatted as 20130104 09:30


FIXED A ISSUE WHERE THE REPORT VIEWER DISAPPEARS (3.4.2.2)

When using Internet Explorer if the user moved the mouse to certain sections of the page the Crystal Report view would not be visible. The CSS style sheet was changed to fix the problem.

FIXED A ISSUE WITH USERS MARKED AS INACTIVE (3.4.3.0)

If a user has the Active flag un-checked they were still able to login to the system.

Edit User: Mike

General	User Options	User ID Tokens	Roles	User Security	Usage
 User Name:	<input type="text" value="Mike"/>				
 Password:	<input type="password" value="••••••••"/>				
 Confirm Password:	<input type="password" value="••••••••"/>				
 First Name:	<input type="text" value="Mike"/>				
 Last Name:	<input type="text" value="Jones"/>				
 Email:	<input type="text"/>				
 Windows Integrated Security:	<input type="checkbox"/>				
 Active:	<input type="checkbox"/>				

User ID:

Password:

This user is not active

FIXED AN ISSUE WITH THE RS EXPRESS FEATURE WITH MULTIPLE VALUE PARAMETERS (3.4.4.4)

If you are using the RS Express feature and you were passing in parameter values that has multiple values for the same parameter you would get an error. This has been fixed and you can now pass in multiple parameter values.

FIXED A PROBLEM WITH USERS NOT HAVING PERMISSIONS TO VIEW SCHEDULED HISTORY (3.4.5.3)

If a user was granted permissions to a report or folder directly to the user, and not using Roles, the user could not view the scheduled history for that report.