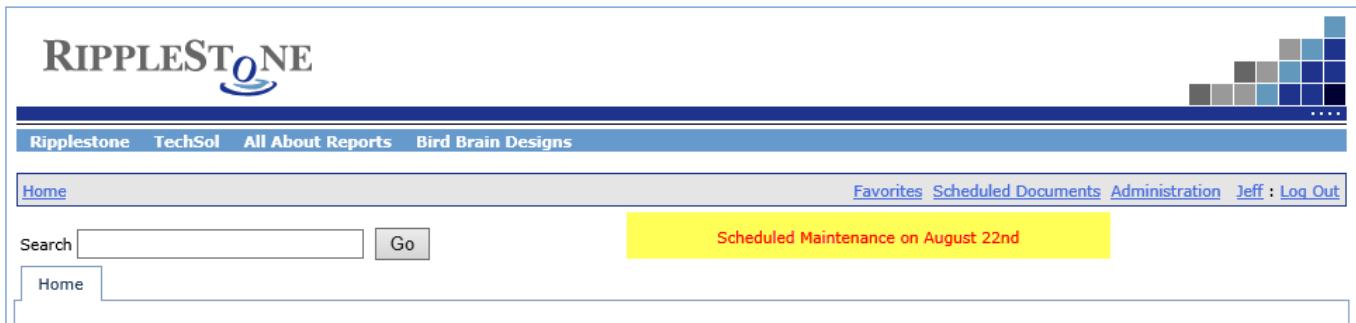


RIPPLESTONE 3.6 - SUMMARY

HOME PAGE

ADDED HOME PAGE MESSAGE (3.6.1.4)

Added a new feature that will allow the Super User to add a message that will be displayed on the home page. This can be used to alert users of maintenance, changes, reminders, etc.

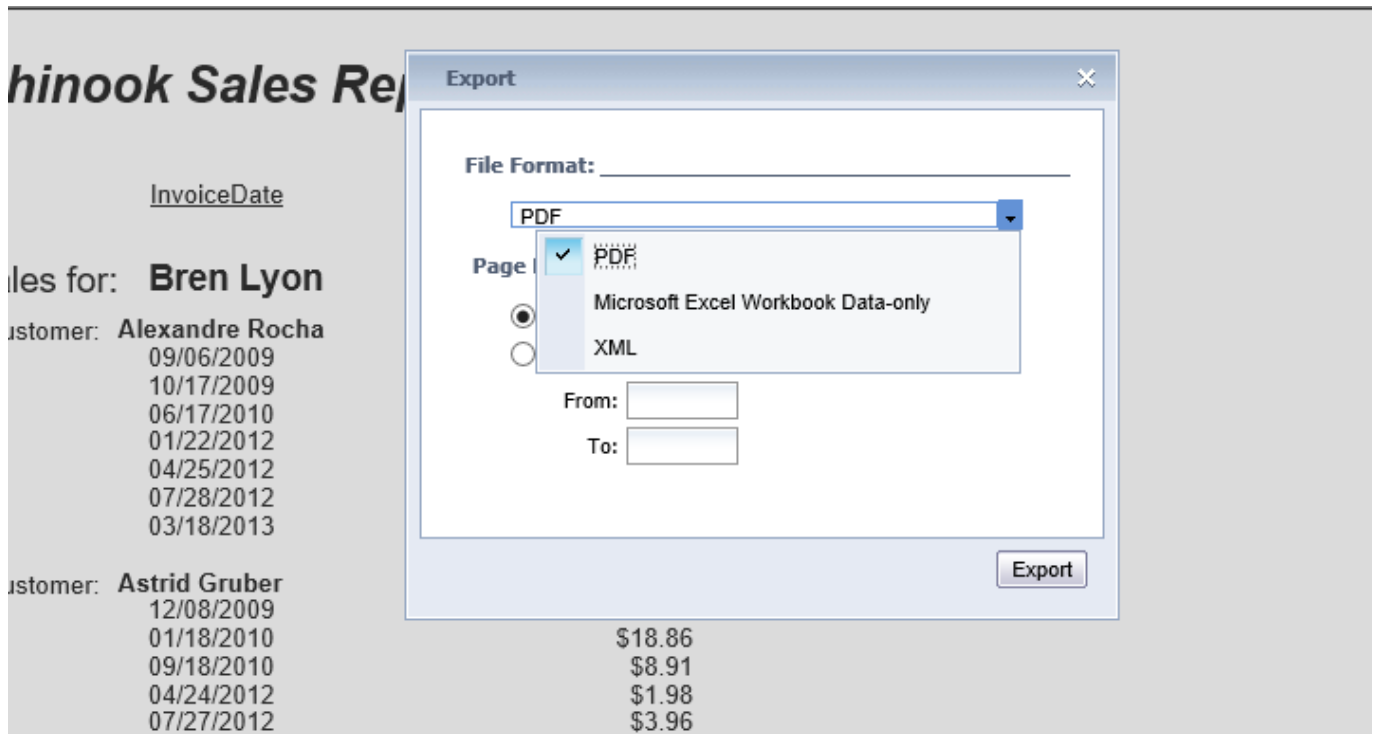


The message can be managed on the Appearance tab of the System Setup and Configuration page.

<input checked="" type="radio"/> Home Title	<input type="text" value="Ripplestone Home"/>
<input checked="" type="radio"/> Home Text	<input type="text" value="Ripplestone allows you to publish and schedule your Crystal Reports, Office documents, Acrobat documents and hyperlinks in a secure central location."/>
<input checked="" type="radio"/> Style Sheet	<input type="text" value="RSBlueBlocks.css"/>
<input checked="" type="radio"/> Home Page Message	<input type="text" value="Scheduled Maintenance on August 22nd"/>

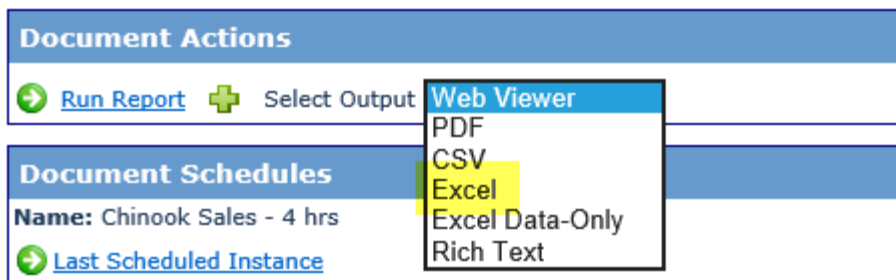
FIXED A PROBLEM WITH THE EXPORT FILTER (3.6.1.4)

There was a bug where reports with parameters did not get the correct list of filtered export options. The users would always get all the export options and not the filtered list.



ADDED EXCEL OUTPUT WITH FORMATTING (3.6.1.5)

Added a new output type that a user can select when running a Crystal Report. When selecting Excel the export will attempt to keep the formatting of the report. The Excel Data-Only will not keep the formatting and will only export the data from the report.








FIXED PROBLEM CLICKING ON DOCUMENT IN THE FOLDER LIST (3.6.1.5)

If a user clicked on a folder and then used the list of the right side of the homepage to run a document, some documents would not run. This has been fixed so that all types of documents will be run by either clicking on the image or the link.

Folder: Sales

Sales reports for Bird Brain Designs

-  [Sales by Date Range](#)
Displays sales by a given date range.
-  [Sales Summary by Month](#)
Excel spreadsheet with Sales and Growth for each month
-  [Sales Summary by Month - PDF](#)
Monthly sales for each month of sales in a PDF format
-  [Todays Orders](#)
List of Today's order using the GMT Time
-  [Yesterdays Orders](#)
Report with a quick look at the orders from the previous day

SCHEDULER CHANGES

ADDED BUTTON TO RE-CALCULATE THE NEXT RUN DATA (3.6.1.2)

A button was added to the Scheduling Options tab of the System Setup and Configuration page to re-calculate the Next Run Date. This can be used when the scheduler has been off for a long period of time and you do not want old scheduled jobs to be run.

System Setup and Configuration

Configuration | Appearance | Publishing Options | Viewer Options | **Scheduling Options** | Email Options | Trouble Shooting | License Key

Schedule History Duration: 90

Schedule History Type: Days

Print Options: Crystal Reports Engine Adobe Reader
Adobe Reader Location: _____

Limit Schedulers to edit and delete their jobs:

Time duration to look back for missed jobs (in minutes): 10

Re-calculate the Next Run Date for each scheduled job:

ADDED A NEW HOURLY OPTION (3.6.1.5)

Added a new hourly option to set an hourly interval for the job. The interval can be between 1 and 12 hours.

Document | Folder & Parameters | External Parameters | Schedule | **Email** | Unmanaged Output

Schedule Interval: Hourly (dropdown) Select the Hourly Interval

Select the hours to

Start Time: 7 AM (dropdown) End Time: 5 PM (dropdown)

Begin on Date: 5/1/2015 (dropdown)

Start Time: 2:00 PM (dropdowns)

End on Date: 8/8/2015 (dropdown)

Each hour
Every 2 hours
Every 3 hours
Every 4 hours
Every 5 hours
Every 6 hours
Every 7 hours
Every 8 hours
Every 9 hours
Every 10 hours
Every 11 hours
Every 12 hours

FIXED BUGS WITH THE EMAIL LINKS (3.6.1.4)

The email links that can be added to the outgoing email have been fixed to better calculate the URL. This applies to the Unsubscribe link, the Run Report link and the Edit Schedule Link.

CHANGED THE RUN BUTTON TO RETURN CONTROL SOONER (3.6.1.5)

The Scheduler Run Now button has been changed to return control of the webpage to the user without waiting for the job to complete. Before you need to wait until the job completed to get control of the page.

UPDATE THE DATE TOKEN TO ALLOW FOR CUSTOM DATE FORMATS (3.6.1.6)

The Date token has been updated so the format of the date can be changed. The table below has the available characters that can be used.

"d"	The day of the month, from 1 through 31.
"dd"	The day of the month, from 01 through 31.
"ddd"	The abbreviated name of the day of the week.
"dddd"	The full name of the day of the week.
"h"	The hour, using a 12-hour clock from 1 to 12.
"hh"	The hour, using a 12-hour clock from 01 to 12.
"H"	The hour, using a 24-hour clock from 0 to 23.
"HH"	The hour, using a 24-hour clock from 00 to 23.
"m"	The minute, from 0 through 59.
"mm"	The minute, from 00 through 59.
"M"	The month, from 1 through 12.
"MM"	The month, from 01 through 12.
"MMM"	The abbreviated name of the month.
"MMMM"	The full name of the month.
"s"	The second, from 0 through 59.
"ss"	The second, from 00 through 59.
"t"	The first character of the AM/PM designator.
"tt"	The AM/PM designator.
"y"	The year, from 0 to 99.
"yy"	The year, from 00 to 99.
"yyy"	The year, with a minimum of three digits.
"yyyy"	The year as a four-digit number.

Document Folder & Parameters External Parameters Schedule Email Alert Report Unmanaged Output

Unmanaged Output Yes No

Output File Name (complete path)

You can use a date token in the output file name to allow the current date to be added when the file is created. To use the token add [DATE] to the file name. For example, \\servername\sharename\files\report [DATE].pdf

C:\Temp\ChinookSales[DATE:yyyyMMdd].pdf

EDIT DOCUMENT

UPDATED THE SEND TO FEATURE (3.6.1.5)

The Send To feature has been updated to include pre-defined paths to send the report output to. This allows the use to use the drop down to select paths that have already be saved and need to always type in the path.

Descriptions	Published Folder	Send To	Web Viewer Options	Dynamic Pick Lists	Database Connection	RS Express	Usage
<input checked="" type="radio"/> Export to a file		<input checked="" type="checkbox"/> Enable Export to File					
File Type	PDF						
File Location (select from list or type in a file path)	F:\Data\Chinook Sales						
File Name	Sales By Employee.pdf						

DYNAMIC PARAMETERS

FIXED A PROBLEM WHEN TRYING TO DELETE A DYNAMIC PARAMETER (3.6.1.6)

There was a bug when trying to delete a dynamic parameter. You needed to click the delete button twice to get the parameter to be deleted. This has been fixed.

SAVED FILE LOCATIONS

ADDED NEW SAVE FILE LOCATIONS PAGE (3.5.1.5)

Added a new page to Ripplestone that will allow the Super User to create pre-defined file locations that can be used within the system.

RIPPLESTONE

Ripplestone TechSol All About Reports Bird Brain Designs

Home Favorites Scheduled Documents Administration Jeff : Log Out

Saved File Locations

ID	Folder Path	Added By	Added Date	Modified By	Modified Date	New	
1	D:\Data	Jeffrey Lyon	7/27/2015 5:15:55 PM	Jeffrey Lyon	7/27/2015 5:15:55 PM	Edit	Delete
2	F:\Data\Chinook Sales	Jeffrey Lyon	8/5/2015 4:30:13 PM	Jeffrey Lyon	8/5/2015 4:30:13 PM	Edit	Delete

Ok

Call Ripplestone Support at (888)767-4692 if you have any questions or problems.
Copyright © 2014 Ripplestone